






Patterns and Algebraic Expressions

- Place the Picture Pattern Grid and Chart in your Communicator.

Part I

- Create the following pattern.

1	2	3	4	5
				


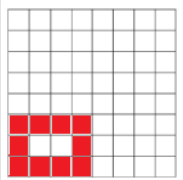



- Draw the next two pictures.
- Collect the data on each picture.
- Describe how the pictures and data are changing.

- Write an expression for the 10th picture. Describe the 10th picture.

- Write an expression for the nth picture.

Part II

Create the following pattern.

1	2	3	4	5
				

- Draw the next two pictures.
- Collect the data on each picture.
- Describe how the pictures and data are changing.

- Write an expression for the 10th picture. Describe the 10th picture.
- Write an expression for the nth picture.

Part III

Create the following pattern.

1	2	3	4	5

- Draw the next two pictures.
- Collect the data on each picture.
- Describe how the pictures and data are changing.
- Write an expression for the 10th picture. Describe the 10th picture.
- Write an expression for the nth picture.

Part IV

- Draw your own pattern.
- Draw the next two pictures.
- Collect the data on each picture.
- Describe how the pictures and data are changing.
- Write an expression for the 10th picture. Describe the 10th picture.
- Write an expression for the nth picture